

MacBook Pro[®]

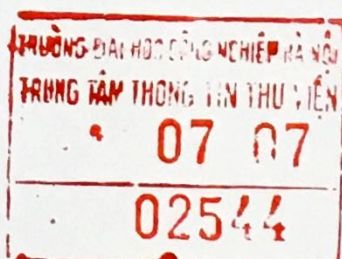
PORTABLE GENIUS

Fourth
Edition



MacBook Pro®

PORTABLE GENIUS
4th EDITION



MacBook Pro[®]

PORTABLE GENIUS
4th EDITION

Brad Miser



Wiley Publishing, Inc.

MacBook Pro® Portable Genius, 4th Edition

Published by
John Wiley & Sons, Inc.
10475 Crosspoint Blvd.
Indianapolis, IN 46256
www.wiley.com

Copyright © 2012 by John Wiley & Sons, Inc., Indianapolis, Indiana

Published simultaneously in Canada

ISBN: 978-1-118-36361-4

Manufactured in the United States of America

10 9 8 7 6 5 4 3 2

No part of this publication may be reproduced, stored in a retrieval system or transmitted in any form or by any means, electronic, mechanical, photocopying, recording, scanning or otherwise, except as permitted under Sections 107 or 108 of the 1976 United States Copyright Act, without either the prior written permission of the Publisher, or authorization through payment of the appropriate per-copy fee to the Copyright Clearance Center, 222 Rosewood Drive, Danvers, MA 01923, (978) 750-8400, fax (978) 646-8600. Requests to the Publisher for permission should be addressed to the Permissions Department, John Wiley & Sons, Inc., 111 River Street, Hoboken, NJ 07030, 201-748-6011, fax 201-748-6008, or online at <http://www.wiley.com/go/permissions>.

Limit of Liability/Disclaimer of Warranty: The publisher and the author make no representations or warranties with respect to the accuracy or completeness of the contents of this work and specifically disclaim all warranties, including without limitation warranties of fitness for a particular purpose. No warranty may be created or extended by sales or promotional materials. The advice and strategies contained herein may not be suitable for every situation. This work is sold with the understanding that the publisher is not engaged in rendering legal, accounting, or other professional services. If professional assistance is required, the services of a competent professional person should be sought. Neither the publisher nor the author shall be liable for damages arising herefrom. The fact that an organization or Web site is referred to in this work as a citation and/or a potential source of further information does not mean that the author or the publisher endorses the information the organization of Web site may provide or recommendations it may make. Further, readers should be aware that Internet Web sites listed in this work may have changed or disappeared between when this work was written and when it is read.

For general information on our other products and services or to obtain technical support, please contact our Customer Care Department within the U.S. at (877) 762-2974, outside the U.S. at (317) 572-3993 or fax (317) 572-4002.

Wiley publishes in a variety of print and electronic formats and by print-on-demand. Some material included with standard print versions of this book may not be included in e-books or in print-on-demand. If this book refers to media such as a CD or DVD that is not included in the version you purchased, you may download this material at <http://booksupport.wiley.com>. For more information about Wiley products, visit www.wiley.com.

Library of Congress Control Number: 2012946054

Trademarks: Wiley and the Wiley logo are trademarks or registered trademarks of John Wiley and Sons, Inc. and/or its affiliates in the United States and/or other countries, and may not be used without written permission. MacBook Pro is a registered trademark of Apple, Inc. All other trademarks are the property of their respective owners. John Wiley & Sons, Inc. is not associated with any product or vendor mentioned in this book. *MacBook Pro® Portable Genius, 4th Edition* is an independent publication and has not been authorized, sponsored, or otherwise approved by Apple, Inc.



Credits

Senior Acquisitions Editor
Stephanie McComb

Project Editor
Amanda Gambill

Technical Editor
John Lynn

Senior Copy Editor
Kim Heusel

Editorial Director
Robyn Siesky

Business Manager
Amy Knies

Senior Marketing Manager
Sandy Smith

Vice President and Executive Group
Publisher
Richard Swadley

Vice President and Executive Publisher
Barry Pruett

Project Coordinator
Katherine Crocker

Graphics and Production Specialists
Joyce Haughey
Andrea Hornberger
Christin Swinford

Proofreading and Indexing
Penny L. Stuart
Potomac Indexing, LLC

About the Author

Brad Miser

has written more than 45 books to help people get more out of their technology, faster and easier. In addition to *MacBook Pro Portable Genius*, Brad has written *Teach Yourself Visually MacBook Pro*, *iPhoto '11 Portable Genius*, *My iPhone*, *My iPod touch*, *Sams Teach Yourself iCloud in 10 Minutes*, and *Sams Teach Yourself Mac OS X Lion in 10 Minutes*. He has also been a co-author, and development or technical editor on more than 50 titles.

Brad is currently a solutions consultant. He has been the director of product and customer services, and the manager of education and support services for several software development companies.

In addition to his passion for silicon-based technology, Brad enjoys his steel-based technology in the form of a motorcycle whenever and wherever possible. Originally from California, Brad now lives in Indiana with his wife Amy; their three daughters, Jill, Emily, and Grace; a rabbit; and a sometimes-inside cat.

Brad would love to hear about your experiences with this book (the good, the bad, and the ugly). You can write to him at: bradmiser@me.com.

Contents

Acknowledgments	viii
Introduction	xviii

chapter 1

How Can I Use My Desktop Space Efficiently?	2
---	---



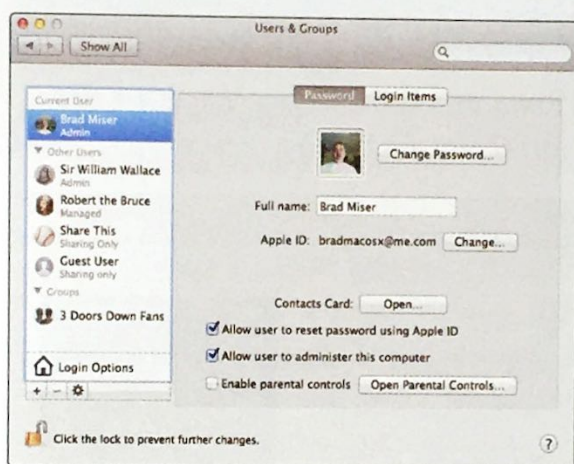
Setting the Finder Desktop Icon Preferences	4
Utilizing the Sidebar and Toolbar	4
Using and configuring the sidebar	5
Using and configuring the toolbar	7
Working with the Dock	9
Configuring and using Dock icons	12
Changing the Dock's appearance and behavior	15

Using the Launchpad	16
Configuring the Dashboard	19
Setting the Dashboard keyboard shortcut and hot corner	20
Customizing the Dashboard	21
Configuring widgets	22
Installing more widgets	23
Creating your own web widgets	24
Managing Your Desktop with Mission Control	26
Managing windows on a Desktop	27
Hiding all open windows	28
Showing application windows	29
Showing all windows	30
Using Desktops	30
Configuring Mission Control	31
Managing your Desktop	34
Using Applications in Full Screen Mode	35
Configuring Notifications	36
Working with the Notification Center	36
Configuring notifications	38
Working with Displays	39
Configuring the MacBook Pro display	39
Connecting and configuring an external display with a cable	41

Connecting and configuring an external display with AirPlay	44
Using a projector	45
Setting a Desktop picture	47

chapter 2

How Do I Manage User Accounts? 50

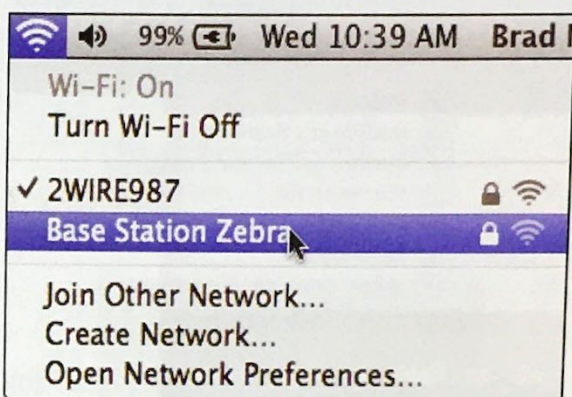


Working with User Accounts	52
Creating Administrator or Standard user accounts	53
Setting Login Items for a user account	58
Configuring e-mail, contacts, and calendar accounts	59
Creating Sharing Only user accounts	60
Creating Group user accounts	60
Changing accounts	61
Deleting accounts	62
Limiting access with Parental Controls	62
Restricting system resources	63
Restricting content	65
Limiting people	66
Setting time limits	68
Setting other limits	69
Using Automatic Login	70

Configuring the Login Window	71
Working with Fast User Switching	72
Working with the Root User Account	73

chapter 3


What Are My Internet Connection Options? 76



Setting Up a Local Network	78
Installing an AirPort Extreme Base Station or Time Capsule	78
Building a local network	87
Connecting via Wi-Fi	87
Connecting via Ethernet	91
Connecting via Cellular Modem	92
Connecting via iPhone or iPad Tethering	95
Managing Multiple Network Connections	96
Configuring network connections	96
Managing network connections with locations	97
Troubleshooting an Internet Connection	100
Solving a network connection problem	101
Solving a MacBook Pro connection problem	103
Finding help for Internet connection problems	104

chapter 4

What Can I Do on a Local Network? 106

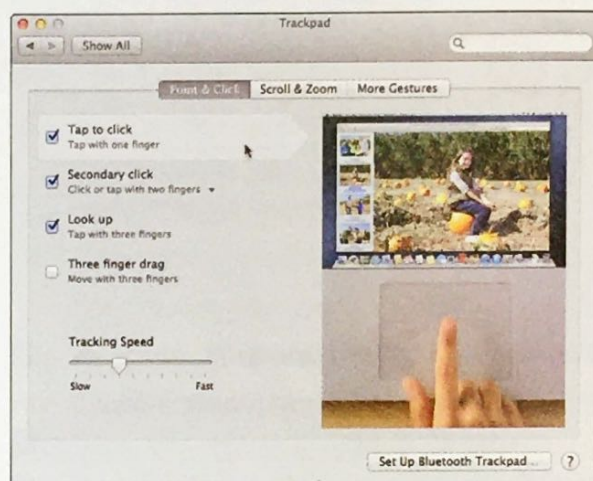


Sharing Files	108
Sharing files with AirDrop	108
Sharing your files with others	110
Configuring sharing user accounts	110
Configuring file sharing	111
Setting sharing permissions from the Finder	115
Accessing shared files	116
Using the sidebar to access shared files	116
Accessing shared files using a URL	118
Sharing files with Windows PCs	119
Sharing files on a MacBook Pro with a Windows PC	119
Accessing files from a Windows PC	120
Sharing files from a Windows PC	122
Accessing shared files from a Windows PC using a Mac	123
Sharing Screens	124
Sharing your MacBook Pro screen with other Macs	125

Sharing another Mac's screen on a local network	126
Sharing Printers	130
Sharing USB printers connected to a base station	130
Sharing printers connected to a Mac	130
Sharing an Internet Connection	131

chapter 5

How Can I Control My MacBook Pro and Maintain Battery Power? 134



Using the Trackpad Effectively	136
Configuring the trackpad	136
Using gestures to control your MacBook Pro	138
Using the Keyboard Effectively	139
Configuring the keyboard	139
Configuring language settings and the Input menu	141
Using keyboard tricks	145
Controlling the keyboard backlight	145
Controlling your MacBook Pro with function keys	145
Controlling your MacBook Pro with default keyboard shortcuts	146
Configuring keyboard shortcuts	147

Creating your own keyboard shortcuts	147
Navigating with the keyboard	148
Using the Input menu	150
Using the Character Viewer	151
Using the Keyboard Viewer	152
Configuring Bluetooth	153
Adding a Bluetooth Mouse	155
Adding a Bluetooth Keyboard	155
Sharing Files with Bluetooth	156
Maintaining the Battery	159
Monitoring battery status	159
Extending battery life	160
Using the Energy Saver	160
Adopting low-energy habits	163
Powering your MacBook Pro while traveling	164

chapter 6

How Do I Take Advantage of iCloud? 166



Getting Started with iCloud	168
Synchronizing Data on Multiple Devices	169
Configuring iCloud on a MacBook Pro	170
Configuring iCloud syncing on an iOS device	174

Working with Your iCloud Website	175
Managing your iCloud account	176
Working with iCloud web applications	177
Using Find My Mac	178
Using iCloud with Documents	182

chapter 7

How Do I Manage Contacts and E-mail? 186




Adding Contact Information to Contacts	188
Configuring the card template	188
Creating a contact manually	189
Importing vCards	192
Adding contact information from e-mail	192
Editing cards	193
Working with Cards in Contacts	194
Browsing contact information	194
Setting format and sort preferences	194
Browsing for cards	195
Browsing for cards in Card Only view	195
Searching for cards	196

Organizing Cards with Groups in Contacts	197
Creating groups manually	197
Creating Smart Groups	198
Changing groups	199
Synchronizing Contact Information with iPhones, iPod touches, or iPads	200
Synchronizing via iTunes	200
Synchronizing via iCloud	202
Configuring E-mail Accounts in Mail	203
Configuring iCloud accounts	205
Configuring POP accounts	208
Configuring IMAP accounts	210
Configuring Exchange accounts	210
Testing e-mail accounts	212
Working with File Attachments in Mail	212
Sending compressed files through e-mail	213
Preparing attachments for Windows users	214
Working with received files	214
Organizing E-mail in Mail	216
Using mailboxes	216
Using Smart Mailboxes	218

chapter 8

How Do I Communicate and Share in Real Time? 220

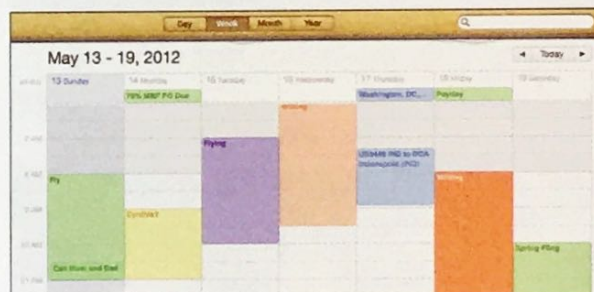


Conversing with FaceTime	222
Configuring FaceTime	222
Starting a call	223

Receiving a call	224
Conducting a call	225
Messaging with Messages	225
Configuring Messages	226
Creating and configuring chat accounts	226
Setting General preferences	230
Setting Messages preferences	231
Setting Alerts preferences	232
Setting Audio/Video preferences	232
Using Messages to text chat	233
Using Messages to audio or video chat	236
Sharing Desktops during a chat	240
Sharing Your Content	242

chapter 9

How Can I Manage My Calendars? 244

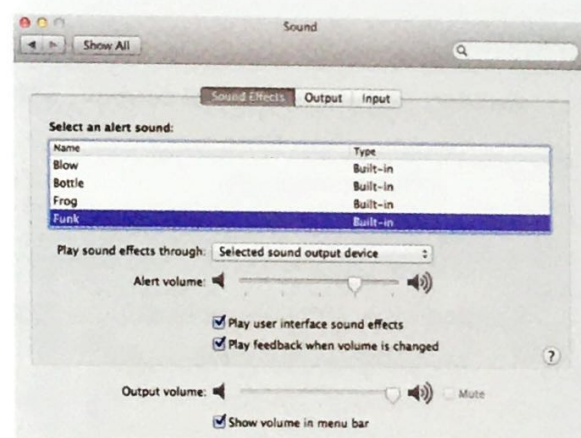


Managing Calendars	246
Configuring Calendar preferences	246
Creating calendars	251
Managing calendars	252
Adding events to calendars	253
Working with event invitations and availability	256
Managing events	256
Printing Calendars	258

Sharing Calendars	259	Recording and Working with Sound	277
Publishing calendars via iCloud	259	Recording sound with the	
Sharing calendars via iCloud	261	internal microphone	277
Working with Published and		Configuring the internal	
Shared Calendars	262	microphone	278
Subscribing to published calendars	262	Recording sound with the	
Working with shared calendars	263	internal microphone	
Subscribing to public calendars	263	in iMovie	279
Moving Calendars to iPhones, iPods,		Recording sound with a USB	
and iPads	264	headset	279

chapter 10

How Can I Make Better Use of the MacBook Pro Audio Features? 266

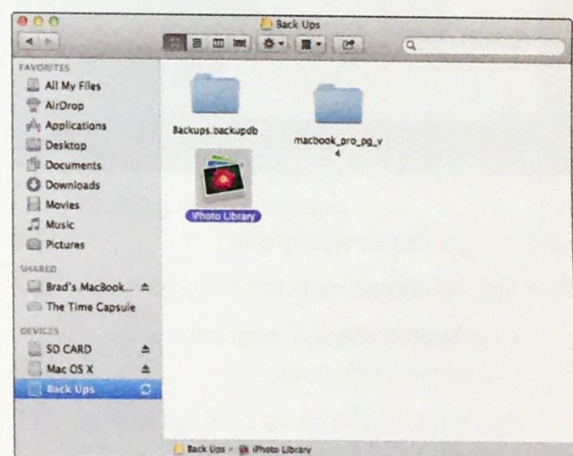


Getting Sound Out of a MacBook Pro	268
Understanding sound output	
options	268
Using external speakers	269
Connecting an analog system	269
Connecting a digital system	269
Controlling sound output	270
Creating and Using Sound Effects	272
Configuring sound effects	273
Creating and using custom	
sound alerts	274
Creating a sound alert	274
Adding a custom sound alert	276

Recording sound from external	
microphones and musical	
instruments	281
Recording sound with an iPhone,	
iPod touch, or iPad	281
Dictating to Your MacBook Pro	282

chapter 11

How Do I Add and Manage Storage Space? 284



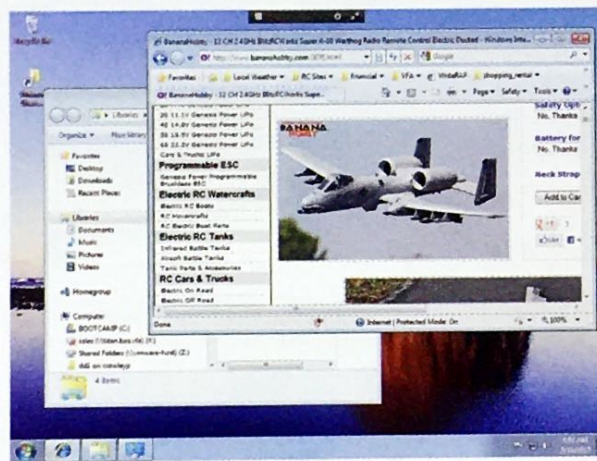
Using External Hard Drives	286
Installing an external hard drive	287
Preparing an external hard drive	
with Disk Utility	288
Working with external hard drives	292

Maintaining Hard Drives	293
Managing free space on a hard drive	293
Checking the available space on a drive with Activity Monitor	295
Checking or repairing an external drive with Disk Utility	296
Checking or repairing the internal drive with Disk Utility	297
Erasing an external hard drive with Disk Utility	298
Working with SD Cards and Flash Drives	300

chapter 12

How Can I Run Windows Applications?

304

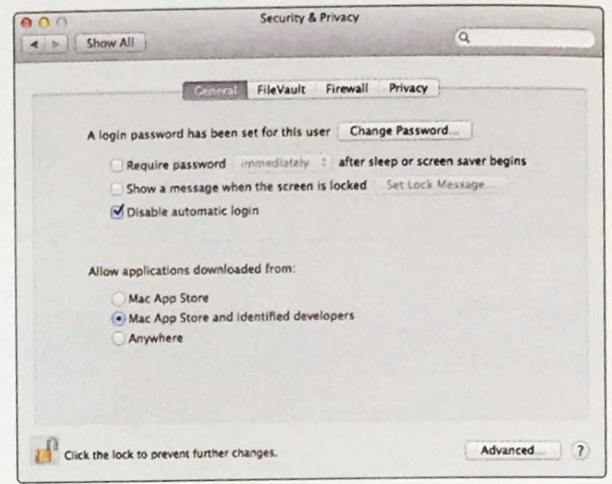


Choosing a Windows Option	306
Running Windows with Boot Camp	307
Configuring Boot Camp and installing Windows	307
Running Windows using Boot Camp	311
Running Windows Virtually with VMware Fusion	313
Installing VMware Fusion	314
Running Windows under VMware Fusion	314

chapter 13

How Can I Protect My MacBook Pro?

318

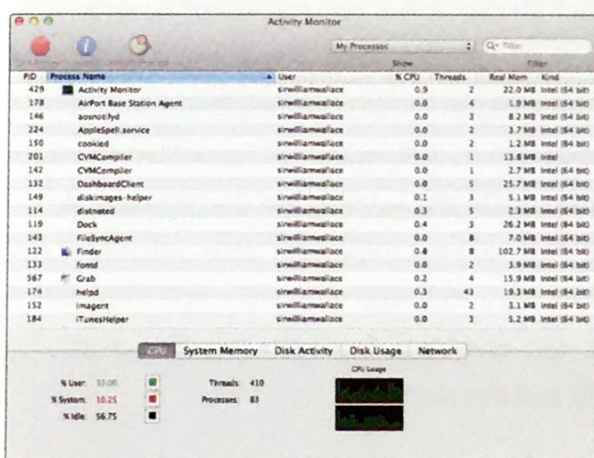


Keeping Software Current	320
Keeping App Store software current	320
Updating App Store software manually	320
Updating App Store software automatically	322
Keeping other software current	323
Manually updating Microsoft Office applications	324
Automatically updating Snapz Pro X	325
Preventing Internet Attacks	325
Shielding your MacBook Pro with a base station	325
Shielding your MacBook Pro with the Mac OS X firewall	326
Protecting MacBook Pro with General Security	328
Protecting Data with Time Machine	330
Preparing a backup drive	331
Backing up with Time Machine	332

Restoring files with Time Machine	336
Restoring files in the Finder	336
Restoring files in applications	338
Using the Mac OS X Document Protection Features	339
Using Auto Save	339
Restoring documents with Versioning	340
Protecting Data with Online Backup Services	341
Protecting Data with Encryption	342
Protecting Information with Keychains	344
Viewing and configuring keychains	345
Adding items to a keychain	347
Working with keychains	348

chapter 14

How Do I Solve MacBook Pro Problems? 350



Looking for Trouble	352
Understanding and Describing Problems	355
Recognizing user errors	355
Recognizing software problems	356
Recognizing hardware problems	357
Describing problems	358

Trying Fast and Easy Solutions	359
Forcing applications to quit	359
Forcing the Finder to relaunch	360
Restarting or restoring	361
Shutting down soft	361
Shutting down hard	362
Using a troubleshooting user account and deleting preferences	362
Repairing external hard drives	365
Repairing the internal hard drive	365
Repairing permissions	366
Reinstalling applications	366
Starting up from the Recovery partition	368
Starting up from an alternate external drive	369
Getting Help with MacBook Pro Problems	370
Using the Mac Help system	370
Describing a problem in detail	371
Profiling a MacBook Pro	371
Monitoring MacBook Pro activity	372
Capturing screenshots	373
Getting help from others	375
Starting Over	375
Reinstalling Mac OS X	376
Melting and repouring	377